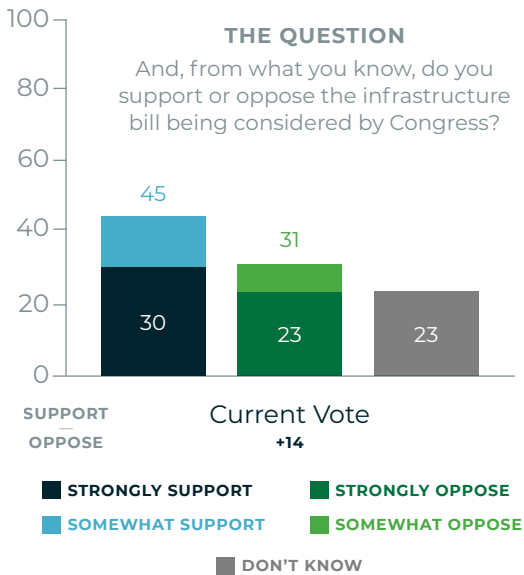


Key Survey Findings – The Federal Infrastructure Plan



A 14-point margin starts in support of “the infrastructure bill being considered by Congress.”

This double-digit support margin (45% support / 31% oppose) extends across nearly every demographic and geographic subgroup, including a 22-point margin among Independent voters (51% support / 29% oppose).

The environmental and clean energy features of the bill are broadly popular and bipartisan.

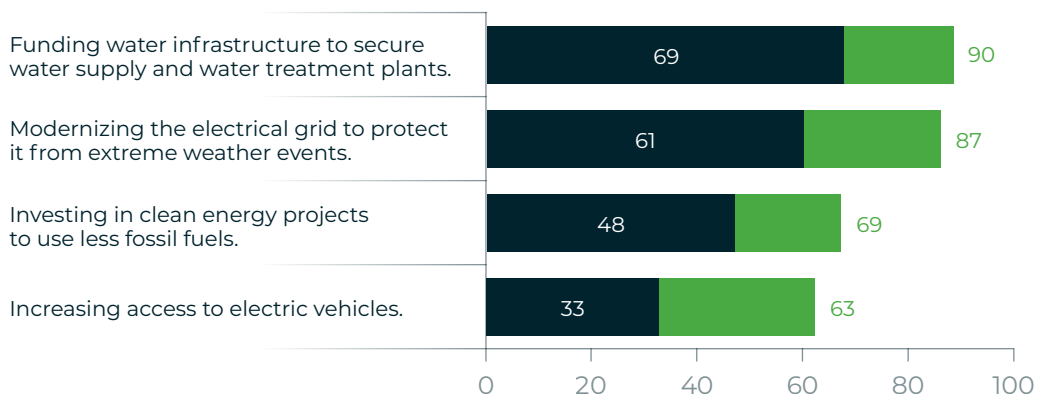
Roughly 9-in-10 voters support water infrastructure improvements and modernizing the electrical grid to protect it from extreme weather events, including wide swaths of Independents (94% water / 86% electric grid) and Republicans (86% water / 82% electric grid). Investing in clean energy (69% Favor) and increasing access to electric vehicles (63% Favor) are also backed by a strong majority of voters.



INFRASTRUCTURE PLAN COMPONENTS

Data from when Arizonans were asked if they favor or oppose components of the infrastructure bill being considered by Congress. Regardless of what you might think of the overall plan, please indicate if you favor or oppose this specific part of the plan.

- STRONGLY FAVOR
- SOMEWHAT FAVOR



Support for the infrastructure bill rises to 2:1 after going into more detail on the components of the plan (60% support / 30% oppose).

After highlighting specific components of the bill, support increases with every demographic and geographic subgroup, especially Latinos (+24) and white women, namely those under 50 (+24) and without a college degree (+18).

Even following messaging from opponents, support for the infrastructure bill remains strong. After voters hear a back-and-forth between supporters and opponents, a majority of voters (56%) continue to support the bill, including 37% who strongly support it. Independents remain in support by a greater than 2:1 margin (63% support / 28% oppose).



KEY FINDINGS

The Environment and Clean Energy


Specific environmental concerns are very important to Arizona voters.

Lack of clean water (91% total important), the risk of wildfire (93%), and air pollution (88%) are among the most important issues for voters overall. More than three-quarters say lack of clean water is a “very important” (76%) issue to them. Lack of clean water is the most important issue to Latino voters (87% very important / 98% total important).

Clean energy and climate change are also top tier issues. Seventy-nine percent of voters statewide say clean energy is important to them, while two-thirds (66%) indicate climate change is important. These issues are even more important to Latinos (85% clean energy / 78% climate change).

Specifically, solar energy companies are viewed favorably. By a greater than 3:1 margin, voters have favorable opinions of solar energy companies (64% favorable / 19% unfavorable).

Two-thirds of Arizona voters believe climate change is caused at least in part by human activity. More than 90% of Democrats and more than three-quarters of Independents (76%) and Latinos (79%) share this sentiment.



Sunset over the Verde River Valley at The Nature Conservancy's Shield Ranch in Camp Verde, Ariz. The Nature Conservancy is working with farms in this area in an effort to positively impact the water supply of the Verde River.

GET IN TOUCH

Nicole Hill
nicole.hill@tnc.org

Arizona Thrives is a collaboration of organizations – across sectors and across the state – that are aligning efforts to achieve clean air and clean energy goals, and ensure a thriving economy for all Arizonans.